

Dear Armstrong Families,

The Literacy Intervention Team has put together resources and tasks you can use with your child during the COVID-19 school closing. Please use these to help maintain your Literacy Support/Intervention student maintain the progress they have made during their time with us. The following pages contain directions to access/use online resources, word study tasks/materials/suggestions and writing tasks you can complete with your child. Thank you for all you do!

The Armstrong Literacy Team

Contact us through email at:

Building Reading Teacher, Cassidy Dailey:

Cassidy_dailey@gateschili.org

Grades 1,2 Jennifer Kulikowski: Jennifer_kulikowski@gateschili.org

Grades 3,4 Marlene Ludlow: marlene_ludlow@gateschili.org


Grades 4, 5 Danielle McLymond: Danielle_mclymond@gateschili.org

Reading: Grades 1-5, Go on EPIC books, read either assigned books, or self-chosen books if you have finished assigned texts.

How to Use Epic

1. Go to getepic.com/sign-in
2. Click on Students.

Log In





- 3.
4. For student login, enter the code EHJ5328 for Mrs. Kulikowski's class. If you have already logged into EPIC before, you can click the button with our class code.

Student Login

Don't know your class code? Ask a teacher.

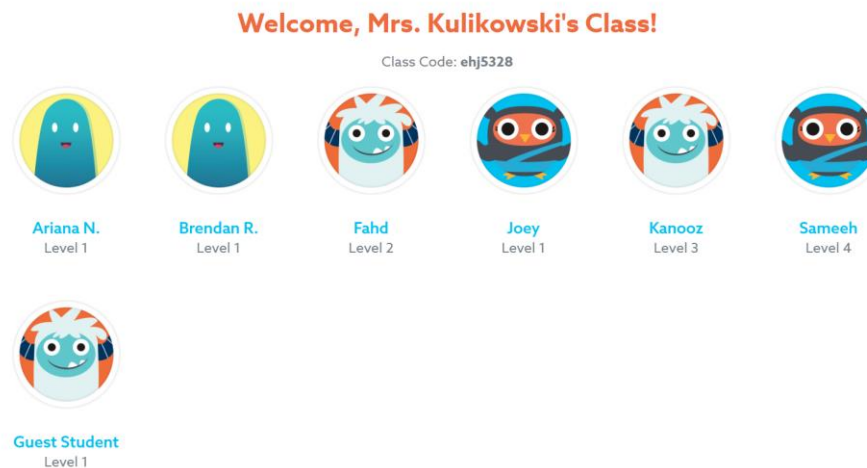
[Go!](#)

Or Select Your Class

- | | | |
|---|-------------------------|-------------------------|
|  | ehj5328 | Mrs. Kulikowski's Class |
|  | cwy6053 | Mrs. Buttles's Class |

5. Click on your student's name to access the library of texts. If you cannot find your student's name, use Guest student for

now, and contact us. There will be a LOT of names.



- All assigned books will be in the “Mailbox”. These are chosen based on reading level/interest/comprehension need. (Note: there is a glitch with the mailbox, and books may not appear. Have you child pick a book instead).

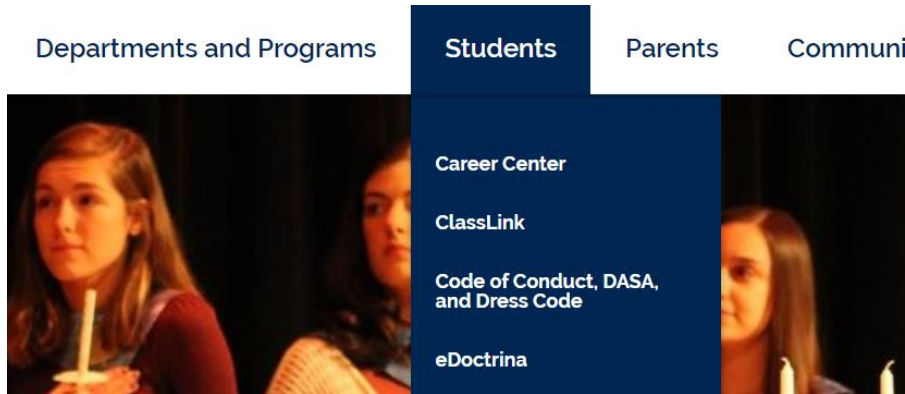
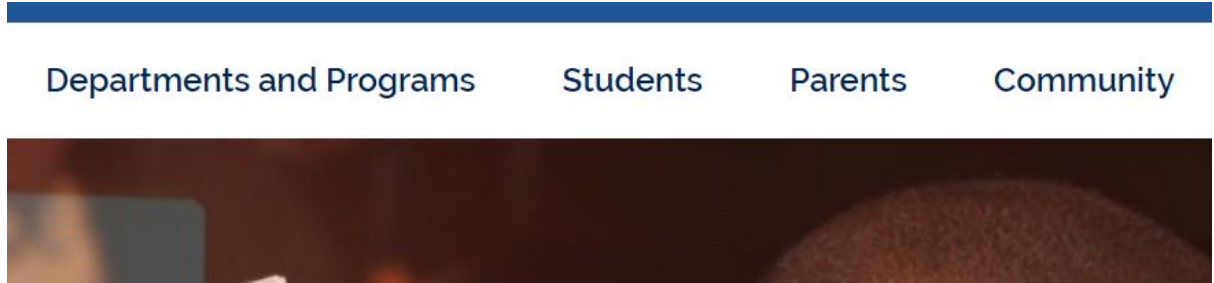


- If there are no books in your student’s mailbox, or if they have already read those books, they can self-select books too. Many of the books have a read to me option for students.
- At the end of each book, students should take the comprehension quiz.

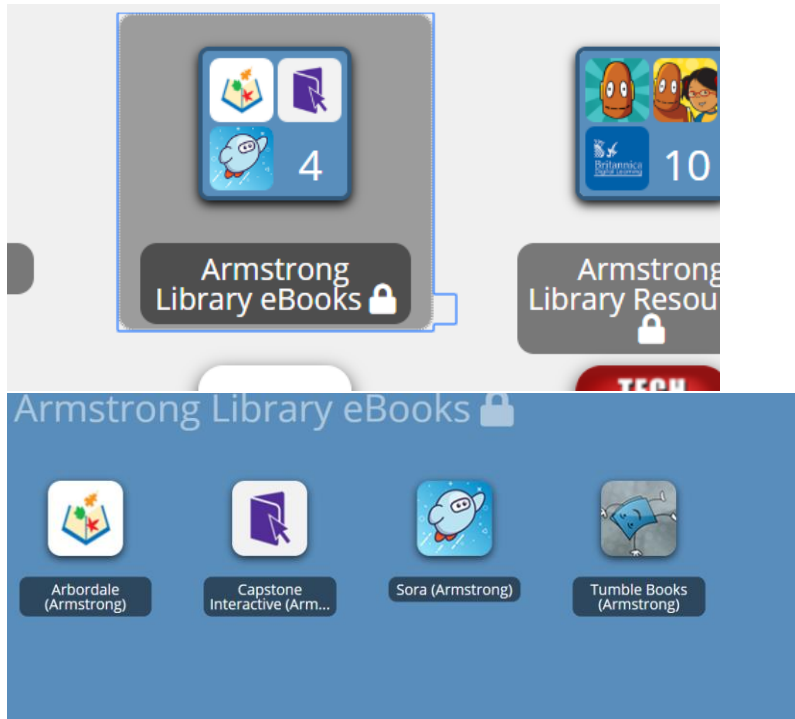
Another option for students to continue reading using online resources is Tumble Books. These books are not assigned, and are good for self-selected reading.

How to access Tumblebooks

1. Go to gateschili.org. Click on Students, then ClassLink.



- 2.
3. Students will login in with their school username (firstinitialmiddleinitiallastname) If they do not have a middle initial, use x. Their password should be their birthday, without slashes.
4. Once you are logged into classlink, click on Armstrong Library Ebooks, then Tumblebooks.



5. On Tumblebooks, students can self-select books and activities.

Word Study

<p>Grade 1,2</p>	<p>Have students practice their sight words. Use letter cards. Have students make the words, take away a letter, ask what is missing. Have your child write words on the table. Write words in shaving cream or with play dough.</p>
<p>Grade 3, 4,5</p>	<p>Have students pick a new word from texts read. Have students use the new word to talk/write about their book. Have your child use the word in conversations with family. Have your child teach younger siblings or other family members about the new vocabulary.</p>

Writing

Encourage your child to provide 2 details from the text.

<p>Grades 1, 2</p>	<p>Fiction: Write about your favorite part. Non-Fiction: Write about a few new things you learned.</p>
<p>Grades 3-5</p>	<p>Fiction: What character was most important to the story? Or What was the Problem and solution. Non-Fiction: What is the most important fact someone needs to learn about this topic?</p>